



PURE TECHNOLOGY.

**ELECTROSTATIC
FILTRATION SYSTEMS**

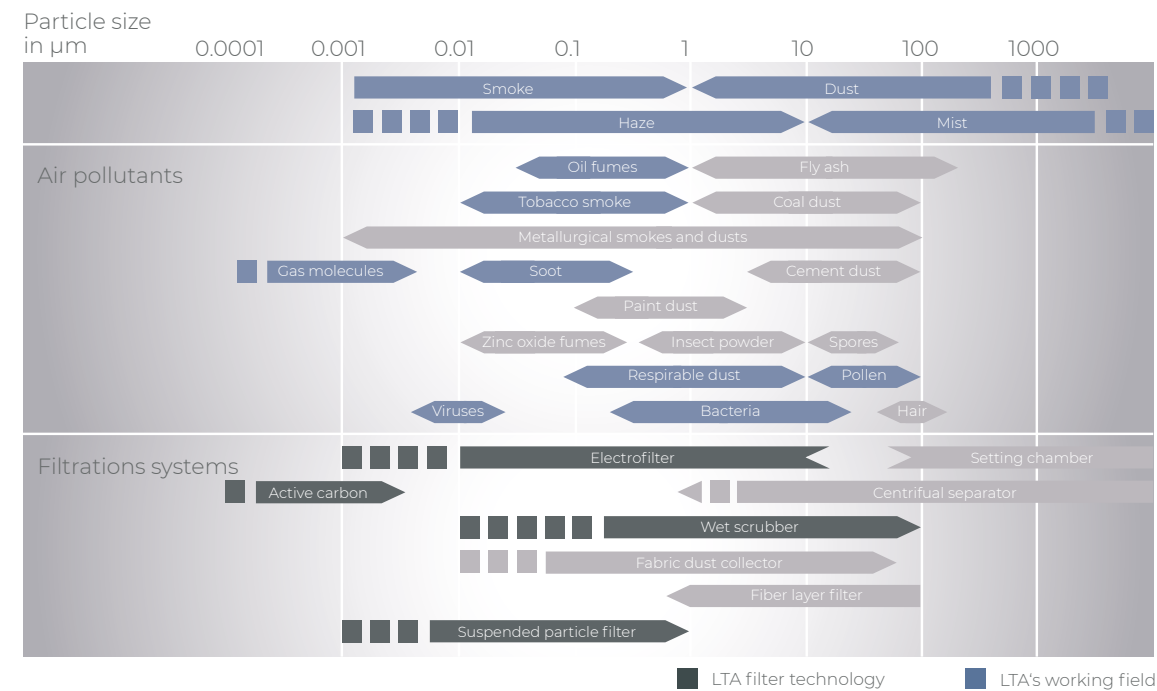
For coolants
as single position or mass extraction
E 80 - E 120 - E 240 - E 480 - E 720



LTA LUFTECHNIK. DEVELOPING THE FUTURE OF AIR FILTRATION.

With LTA Lufttechnik at your side, you can solve practically any filtration task. Our trained experts carry out research, development and production – with over 40 years of experience and in-depth understanding of customer requirements. This results in technological milestones for companies and groups around the world.

Why not turn our advanced knowledge into a lasting benefit for yourself? We will support you throughout the entire product life cycle, from advice and planning to installation and commissioning, through to professional services.




As a global full-range supplier, we produce solutions for compact filtration systems and plan and set up filtration systems for large extraction systems. We specialize in emulsion and oil mist, as well as dust and chip extraction, for particles ranging in size from 0.001 to 100 μm . Utilizing our expertise in the field of piping systems, flow simulations, safety technology and turn-key solutions, we create a whole range of added value for our customers across the entire life cycle of a system.

OUR FILTRATION SYSTEMS

<p>ELECTROSTATIC FILTRATION SYSTEMS FOR COOLANTS</p> <p>As single position or mass extraction</p>	<p>MECHANICAL FILTRATION SYSTEMS FOR COOLANTS</p> <p>As single position or mass extraction</p>	<p>MECHANICAL FILTRATION SYSTEMS FOR DUST AND SMOKE</p> <p>As single position, mass or central extraction</p>	<p>AIR PURIFIER VIRUS CLEANER VC 60</p> <p>Against viruses, bacteria, pollen and other germs</p>
<p>ELECTROSTATIC FILTRATION SYSTEMS FOR COOLANTS</p> <p>As mass or central extraction</p>	<p>MECHANICAL FILTRATION SYSTEMS FOR COOLANTS</p> <p>As mass or central extraction</p>		

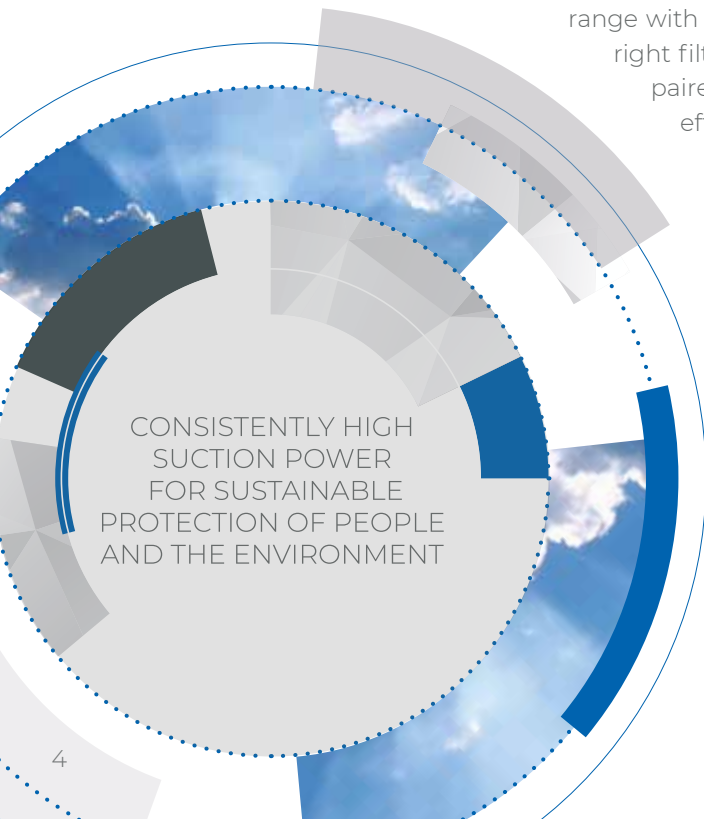
ELECTROSTATIC FILTRATION SYSTEMS

For coolants as single position or mass extraction



Electrostatic filtration systems for oil and emulsion mist are the ideal solution to sustainable production in industry and trade. The prefilters and main filters are completely washable and therefore reusable. As extremely flow-optimized solutions, the electrostatic filters for coolant mist stand for a long service life, as well as long-running and consistently high performance. All applicable industrial and authority requirements are fulfilled without compromise.

Filtration systems E 80 to E 720 are suitable for installation on systems and machines or for local extraction of several machines. The widely diversified range with numerous thought-out variants and options offers the right filtration system for every application. A compact design, paired with easy installation and minimum maintenance effort, makes the filtration systems of the LTA the ideal companion for sustainable protection of people and the environment.



Our products and their efficiency have been **tested and confirmed by two independent institutes**. By the practiced quality system, **we continuously guarantee a high and consistent quality** of our systems. The **safety-related components** were also approved by the **IBExU** and have proven themselves on over 3000 machine tools worldwide.

EXTRACTION CAPACITY

From 800 to 7200 m³/h

COLLECTION EFFICIENCY

up to 99,8 %

AREAS OF APPLICATION

- Removal of oil and emulsion mist e.g. in machine tools and processing centers as single position or mass extraction
- Applications with the minimum amount of lubrication
- Special applications such as extraction of plastic, silicone and separating agent vapors
- Collection and removal of soldering, welding and oil fumes

THE ADVANTAGES FOR YOU

- Protection of employees against particulate matter hazardous to health
- Low maintenance costs due to cleanable, reusable filter elements
- Efficient blower for optimal energy balance
- Continuously adjustable for every application
- Flow-optimized and filter elements without loss of pressure
- Filtration solutions from a single source: Consultation and project planning, flow simulation and heat recovery, commissioning and service
- Explosion and fire protection at machines with oil-cooled tools
- Compliance with all industrial and authority standards
- Certified according to ISO 9001 and ISO 14001



E 80-CMP-1

Extraction capacity: 800 m³/h
Dimensions (LxWxH): 500 x 500 x 610 mm
Weight: From 58 kg
Operating voltage: 230 or 400 V



E 80-1

Extraction capacity: 800 m³/h
Dimensions (LxWxH): 855 x 595 x 310 mm
Weight: From 68 kg
Operating voltage: 230 or 400 V



E 120-BSC-1 / E 120-BSC-2

Extraction capacity: 1200 m³/h
Dimensions (LxWxH): 800 x 660 x 610 mm/1130 x 660 x 610 mm
Weight: From 85 kg/from 110 kg
Operating voltage: 230 or 400 V



E 120-1 / E 120-2

Extraction capacity: 1200 m³/h
Dimensions (LxWxH): 800 x 625 x 610 mm/1130 x 625 x 610 mm
Weight: From 100 kg/from 130 kg
Operating voltage: 230 or 400 V



E 120-HCIP-2 / E 240-HCIP-2

Extraction capacity: 1200 m³/h / 2400 m³/h
Dimensions (LxWxH): 1285 x 640 x 910 mm/1245 x 1280 x 945 mm
Weight: 190 kg/400 kg
Operating voltage: 400 V



E 240-1 / E 240-2

Extraction capacity: 2400 m³/h
Dimensions (LxWxH): 800 x 1105 x 610 mm/1130 x 1105 x 610 mm
Weight: From 170 kg/from 230 kg
Operating voltage: 230 or 400 V



E 480-1 / E 480-2

Extraction capacity: 4800 m³/h
Dimensions (LxWxH): 800 x 1105 x 1170 mm/1130 x 1105 x 1170 mm
Weight: From 340 kg/from 460 kg
Operating voltage: 400 V



E 720-1 / E 720-2

Extraction capacity: 7200 m³/h
Dimensions (LxWxH): 800 x 1105 x 1730 mm/1130 x 1105 x 1730 mm
Weight: From 510 kg/from 690 kg
Operating voltage: 400 V

VARIANTS

CMP COMPACT DESIGN

The E 80-CMP filtration system is used where the available installation area is limited and there is nevertheless a need for sustainable protection. The compactly built filtration systems offer high performance and reliability for use in all situations where space is critical. The air filter can be mounted directly on the machine without accessories.

BSC ENTRY AIR FILTER

The E 120-BSC-1 and E 120-BSC-2 filtration systems are cost-effective, single-stage or two-stage entry air filters, which manage without an interface with the machine, but nevertheless offer all positive properties of the electrostatic filtration systems.

HCIP SELF-CLEANING

The E 120-HCIP and E 240-HCIP filtration systems have inbuilt cleaning automation, through which a consistently high collection efficiency and a constant operating reliability with minimum maintenance effort is achieved. The special feature of the cleaning system is cleaning without chemical additives or aqueous solutions, but only with the coolants used in the machines.

MOBIL / MG MOBILE VERSION/MAGNESIUM

The E 120 filtration system is optionally available in a mobile version with an extraction arm for extracting welding fumes, as well as in a magnesium design that is approved for processing magnesium with emulsion and oil.



SELECTION CRITERIA

m³/h WHAT EXTRACTION CAPACITY?

With coolants, a rate of 250 times per m³ and h is assumed as a guide value for air replacement. As an example, there is – for a processing space in the machine of 4 m³ and automated charging – a required effective extraction capacity of approx. 1000 m³/h. In this example, therefore, a filtration system from the E 120 series is required.

1/2 ONE OR TWO STAGES?

Single-stage air filters (e.g. E 120-1) can be used for coolant pressures of up to 40 bar. For pressures above 40 bar, the two-stage variants (e.g. E 120-2) of the electrostatic filtration systems are recommended for industry and trade.

H/V HORIZONTAL OR VERTICAL?

The E 80-1, E 240-1 and E 240-2 filtration systems can be supplied both in horizontal and in vertical designs.

FUNCTIONALITY

1 TRANSITION PIECE

Depending on the application and desired positioning of the filtration system, the transition piece at the air inlet can be mounted in almost any way.

2 PREFILTER

The contaminated air is suctioned via prefilters. This early stage removes coarse particles. It protects the following filter elements from foreign bodies. The prefilters are adapted to the respective application.

3 IONIZER



In the ionizer, the arriving, neutral particulate matter is given a positive charge by means of an electric field and thereby prepared for removal in the collector.

4 COLLECTOR

In the collector, the particles that have been given a positive charge in the ionizer are diverted and removed via collector plates (negative charge). The oil or the emulsion is collected and fed back into the coolant circuit of the machine tool.

5 NEUTRALIZATION FILTER

The electrical charge of the air is neutralized.



COLOR SELECTION

The LTA standard paint is RAL 7035, light gray. Other colors/paints are always possible.



7 POST-FILTER (OPTIONAL)


The optional post-filters can, for example, be used against odors, smoke or substances hazardous to health as an additional level of security.

6 BLOWER

An energy-efficient blower sucks the air current over the connection opening through the air filter and conveys the cleaned air out of the housing.

MAINTENANCE DOOR

The maintenance door can optionally be installed on the left or right side of the filtration system, in order to enable easy access to filter inserts and the control system independently of the positioning of the system.



INTERFACES

LTA filtration systems are compatible with all standard machine control systems and regulations:

- Country-specific regulations (e.g. CSA/UL 508 A)
- Customer-specific regulations (automotive)
- Special voltage (110 V–480 V 50/60 Hz)

LTA LUFTECHNIK. YOUR PROFESSIONAL SUPPORT AROUND THE WORLD.

At LTA, we pride ourselves on working closely with our customers in the development of filtration solutions that precisely match actual customer requirements, and in the geographical sense. Our service network spans 7 countries worldwide, so our customers never need to wait longer than absolutely necessary for professional service.

Dedicated employees at all our sites provide professional support on all matters relating to industrial filtration. We ensure optimum availability of your filtration systems and see ourselves as the key to your productivity. Alongside our technical expertise, customers value our excellent availability and constructive collaboration.

24/7/365 LTA SERVICE

✉ service@lta-filter.com

☎ +49 7838 84-181



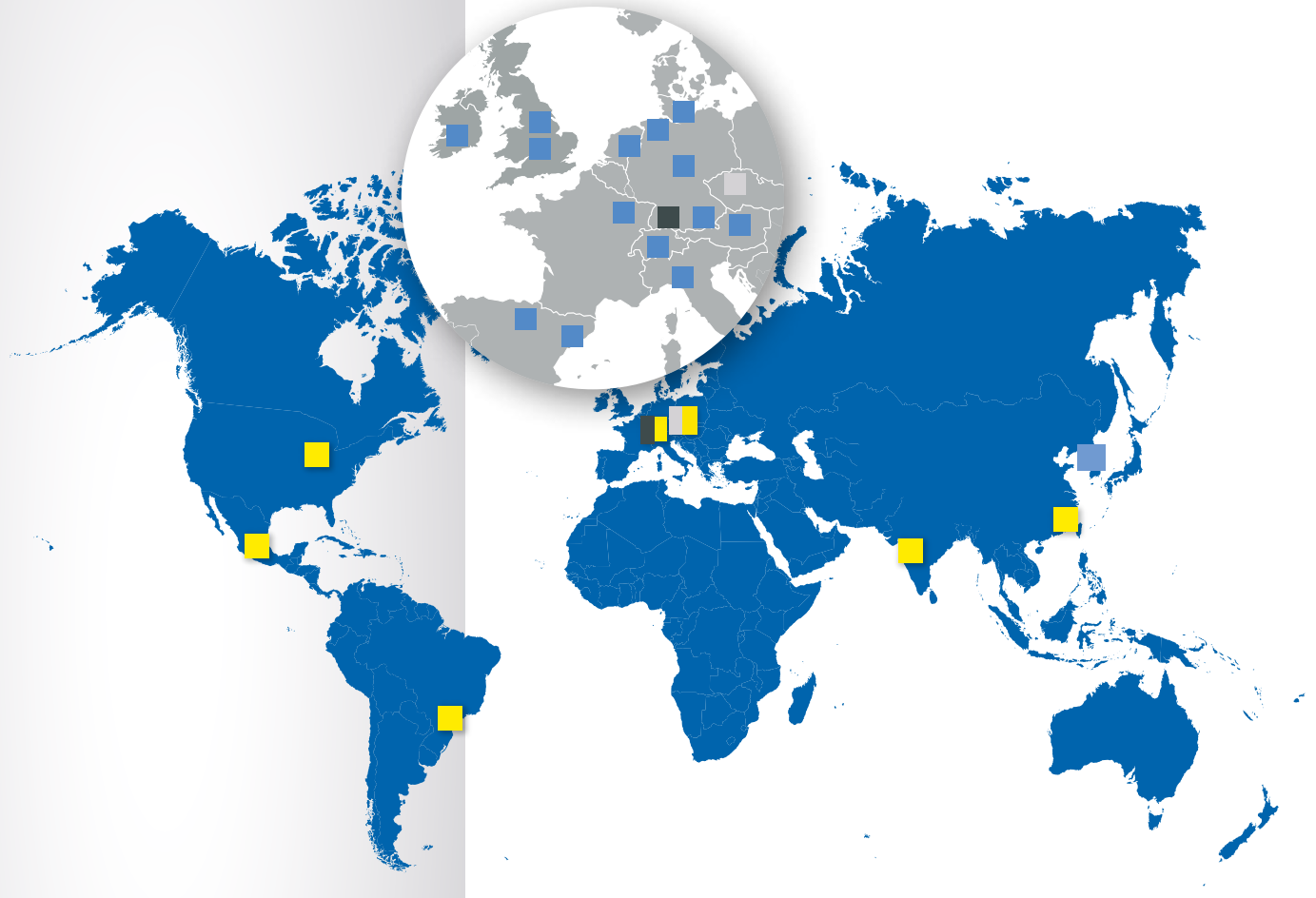
Even more flexible.
Even faster.

**OUR NEW
ONLINE SHOP**



WWW.LTA-FILTER.COM





- Headquarters
- Production
- Agents and partners
- Sales and service locations

LTA Lufttechnik GmbH

Junkerstrasse 2
77787 Nordrach
Germany
info@lta-filter.com
+49 7838 84-245

**LTA Industrial Air
Cleaning Systems s.r.o.**

Lidická 66
252 68 Středokluky
Czech Republic
info@lta-filter.com
+420 233 012-113